

20 MILE HIGH 24 LINEMAN'S RODEO



MILE HIGH LINEMAN'S RODEO

JUNE 08, 2024

GENERAL RULEBOOK

Welcome to the 2024 Mile High Lineman's Rodeo!

The events will be held at Bandimere Speedway, 3051 S Rooney Rd, Morrison, CO 80465 on Saturday, June 8, 2024. Competition begins immediately following the Opening Ceremonies at 8:00 AM and will continue until all contestants have completed their events. Apprentice test will be held at the Rodeo Grounds at Bandimere Speedway starting Saturday morning at 6:00 AM. Be sure to read this rulebook in its entirety as rules have changed.

Team and Apprentice placements and awards will be presented at the banquet on Saturday evening at the Denver Marriott West hotel located at 1717 Denver West Boulevard Golden, CO 80401. ***Please note that no outside alcohol is allowed on the Rodeo Grounds, Banquet Room or Lobby areas***

To align with the International Lineman's Rodeo Association and to promote safety as the number one priority during competition, the Mile High Rodeo Committee has taken steps to ensure the proper use of fall restraint for all climbing events. The changes are as follows:

1. All events for Apprentices and Journeymen will have a neutral added to the pole for each climber to properly transition the neutral before ascending to the top of the pole. When descending the pole, the climber will once again properly transition past the neutral.
2. To ensure climbers are adjusting their fall restraint properly, at each climbing event for Apprentices or Journeymen, a ring will be painted around the pole at the six-foot mark. If the contestant cuts out from below the ring and comes to the ground, 6 feet or less, this will result in a 10-point deduction. If after both feet pass above the six-foot mark, the climber cuts out and comes to the ground, the Journeyman team or Apprentice will be dis-qualified from the rodeo. If after transitioning past the neutral the climber cuts out and falls to the neutral, then there will be a 10-point deduction. Any other cutout or slip will be scored as found in the infraction section.

The Mile High Lineman's Rodeo Committee would like to wish you the best of luck and we hope you make it a safe and enjoyable day at the 2024 Mile High Lineman's Rodeo!

2024 Mile High Lineman's Rodeo Committee Members:

**Tony Leeling
Susie Teal
Kevin Hinrichs
Mike Bulger
Joel Stolte
Nathan Mendoza
Trent Roberts**

**Steve Watson
Rene Pineda
TJ Havens
Dustin Taylor
Brian Hinks
Caitlin Carpenter**

Mile High Lineman's Rodeo Committee Goal:

Our goal is to provide contestants with safe, fun, and challenging events, with consistent judging, and at the end of the Rodeo, teams and apprentices will say "They were fair and consistent in judging, and the rodeo was pleasant and fun!"

Competitor Definitions

Team:

A team consists of three participants: two linemen and a ground man. Both linemen must be qualified Journeyman Linemen. If a Journeyman must drop out of the competition for any reason the alternate who takes his place must be a qualified Journeyman Lineman. **If an apprentice is competing on a team as a ground man, he / she will not be allowed to enter the apprentice competition also.

Groundman:

A ground man is a non-climbing participant of the team. He / She will be allowed to climb if one of the climbing linemen should have to drop out for any reason. The ground man must be a Journeyman Lineman to replace a climbing member of the team. Should the ground man replace a climbing member of the team they must be replaced by an alternate to keep the team whole as a three-person team.

Apprentice:

A person is considered an apprentice for 4 years after they enter an apprenticeship and can no longer compete as an apprentice after the four years elapse. An apprentice can compete as a Journeyman after being an apprentice for four years if he meets the following criteria. They must provide a statement from their employer stating that they have completed their training and are performing Journeyman duties while waiting for a Journeyman position to open. They would no longer be eligible for apprentice events. If a person who is classified as a Journeyman with one company were to obtain employment with another company in an apprentice classification that person will not be permitted to enter the Apprentice events.

If an Apprentice makes journeyman 31 days or more before the current year's rodeo, they will not be permitted to enter that year's rodeo as an Apprentice. If they make Journeyman within 30 days of the current year's rodeo, they will be able to compete as an Apprentice.

Team events for 2024 will be:

- 1. Pole Climb with Raw Egg**
- 2. Hurt man rescue**
- 3. Two Mystery Events**

Apprentice events for 2024 will be:

- 1. Written Test**
- 2. Pole Climb with Raw Egg**
- 3. Hurt man Rescue**
- 4. Two Mystery Events**

Contestants must bring:

Climbers, body belt, fall arrest belt and secondary belt, hard hat, safety glasses, long sleeve shirt, hand tools, leather gloves, rubber gloves with protectors, and hand line.

(Rubber Cover-up, Live line and specialty tools will be provided by the Rodeo Committee.)

Random Start & Judging Sheet Procedure

Random Start Procedure Start time for the rodeo is scheduled for 8:00 am. It is highly recommended that if you have a Random Sticker on your book, be in line at that event before 8:00 am. The following rules will apply to all journeyman teams and apprentices:

Judging

Judging is based on rules adopted by the Mile High Lineman's Rodeo Committee.

Judges will follow very strict criteria.

Master Judges

There will be one Master Judge for the Journeyman and Apprentice events.

Chief Judges

There will be one Chief Judge for each event. The Chief Judge responsibility is to check in teams and apprentices and sign and remove score sheet following the event.

Event Judges

There will be multiple event judges at each event. Their responsibility is to observe the contestants, score them on their performance, and record the event time.

Events will be judged for

- Safety
- Work practices
- Neatness and ability
- Equipment handling
- Teamwork
- Timely completion of the event

Events must be completed in the order in your scorebook unless re-routed by the Master Judge. At such time the Master Judge or Chief Judge will record the time and initial the scorebook.

Judges and Chief Judges from each event must sign score sheet. *It is the responsibility of the team or apprentice to make sure the scorebook is signed and the top copy of the score sheet removed from their book prior to leaving the event area. Failure to do so could result in a **ZERO** score for that event.*

Rodeo Cancellation

The Mile High Lineman's Rodeo will be cancelled in the event of prolonged lightning storms or any other severe weather during the scheduled day of the rodeo that makes it impossible for safe participation.

Stopwatch Start Procedure

Judges will verbally start the event by asking the contestants "Are you ready" after contestant responds in the affirmative the judge will say "GO" the clock will start when judge says "GO", unless specified differently in your scorebook.

Rules for the Events

A sticker will be placed on the outside cover of the team and apprentice scorebook as notification of your random selection to report to your first event. Do not remove this sticker! The chief judge will have a list of the random selection for their event. Any attempt to remove/modify sticker will result in 10 - point deduction.

Teams and apprentices will have twenty (20) minutes to check in with the chief judge at their next event following the opening ceremony and the last event completed. Late reporting will result in a 2 - point deduction

Contestants will have five (5) minutes to prepare for the event. During this time, he/she may ask the judge relevant questions to that event, lay out their tools allowed for that event, perform safety checks to PPE, and perform a tailgate when applicable.

Note: Rubber gloves will be inspected at each Journeyman event that requires rubber gloves.

Failure to complete an event will be an automatic 100-point deduction, with the exception of exceeding the event completion time.

No contestant may start an event with a safety strap around the pole prior to the start.

Safety strap must be buckled to the D ring on the climbing belt prior to the start unless specified in the event rules.

Contestants will be required to perform a tailgate and fill out the necessary job briefing forms at each of the mystery events (Not required for pole climb and hurt man rescue events). The job briefing forms will be provided at each mystery event station and will be filled out prior to beginning the event and will not be timed. The Apprentice or Groundman will complete the tailgate when required and judge(s) assigned to the Team or Apprentice will be included in the tailgate. Failure to complete the tailgate will result in a 2-point infraction.

Contesting a Call

The team or apprentice must be the one to protest a call. Help from spectators in a protest will result in the team or apprentice being disqualified. No team or apprentice will be allowed to protest for or against another competitor.

Each event has a Chief Judge. If the team or apprentice wants to contest a call, they must take it to the Chief Judge at that event. The Chief Judge will attempt to settle the dispute. The dispute must be brought to the attention of the Chief Judge before the team leaves the event. If the Chief Judge upholds the event judge's ruling the team forfeits two additional points. If unable to settle the dispute with the Chief Judge at the event the team may elect to take the protest to the Master Judge. If the Master Judge upholds the Chief Judge ruling the team forfeits an additional two points. Video footage will not be allowed to settle judging disputes. The Chief Judge/Master Judge will refer to the 2024 International Lineman's Rodeo General Rules to settle any disputes.

Exceeding Mean Time

As in the past 2 points will be deducted from the team or apprentice score for exceeding the mean time. If the team or apprentice continues an additional five minutes past the mean time the event will be stopped, the team will be asked to return the event to normal, and the team or apprentice will have an additional 2 points deducted for not completing the event. It will be the Event Judges responsibility to make sure the proper points are deducted.

Tools

All skinning knives must either be folded or properly sheathed while not in use. Exposed blade in a ditty bag or tool pouch on the climbing belt is considered misuse of tools.

****Custom or homemade tools will not be allowed****

In all Journeymen events the last person who comes down the pole must be the one to drop the hand line, or the hand line will be dropped as indicated in the event description in the contestant's scorebook. The hand line will not be dropped until that person is below the neutral or as described in the contestant's scorebook.

Hooks / Gaffs shall not be worn outside the work area and no work shall be performed on the ground while wearing hooks/gaffs. The work area is from the base of the pole to no more than ten (10) feet from the base of the pole. Gaffs shall be covered with approved gaff guards when not in use and not to be worn outside of the event area.

Any special tools required for the mystery events will be provided and must be used.

No battery operated tools will be allowed other than those provided by the Mile High Lineman's Rodeo Committee.

Material and/or tools shall not be placed in the contestant's mouth. The only exception will be in the "pole climb" event.

A random tool inspection **may** be conducted at **any time** while on the rodeo grounds to check for safe condition and for alterations of personal tools. The Judge will notify the competitor of any alterations or modifications that were found at the random inspection and he will note the alteration or modification on the contestant's scorebook. If the contestant does not make repairs or remove the modification prior to entering the next event station the Chief Judge at that event will deduct appropriate points. Once a contestant has entered an event, no repairs or replacements can be made.

Contestants will be disqualified and asked to leave the rodeo grounds if found with altered rubber gloves at any time on the rodeo ground and no warning will be given.

The penalty for altered tools will be two (2) to ten (10) points for each infraction *or disqualification* as determined by the Chief Judge.

Infractions

Two (2) – Point Infractions:

- Loose hardhat
- Not wearing safety glasses
- Improper cover-up or fail to cover up
- Not calling “Headache” before dropping sheave at “Hurt man Rescue”
- Cutouts
- Hot-dogging:
 - Defined as being out of control, Lineman or apprentice must maintain control at all times
- Hand line operations while lineman is moving on the pole
- Twisted hand line operation
- Misuse of tools or using the incorrect tool for the job
- Misuse of rubber
- Wearing hardhat backwards
- Long sleeve shirt not buttoned at the wrist
- Dropping tools or material
- Poor housekeeping
- Exceeding the mean time
- Lost appeal to Chief Judge
 - Additional two-points lost appeal to Master Judge
- Exposed blade on knife
- Hanging tools on conductors, braces, cross arms, or safety straps
- Improper hand line procedure
 - First man up takes hand line– last man down drops hand line
- Failure to wear work gloves when they are required
- Failure to maintain positive control of tools or material
- Failure to keep tools and/or material on the tarp
- Arguing with teammates
- Extended body contact with the covered neutral.
 - The body cannot have more than brush contact with the covered neutral
- Dropping or losing hard hat or any PPE at any time
- Improper storage of rubber gloves – cuff down
- Placing material or tools in mouth. Only exception will be in the “pole climb” event
- Wood Pole Fall-Protection Usage
 - The Mile High Lineman’s Rodeo commitment to safety acknowledges OSHA standards, and manufacturer’s recommendations, in the operation of any wood pole fall-protection device or secondary work-positioning device. It is the contestant’s responsibility to operate all wood pole fall-protection devices with this in mind. It is the intent of the rodeo to promote safe work habits for our contestants and the utility industry.
 - All wood pole fall-protection devices and work-positioning devices (secondary lanyards) will be used in accordance with OSHA regulations and the manufacturers’ specifications and must be properly adjusted at all times.

- All wood pole fall-protection devices and work-positioning devices (secondary lanyards) shall be adjusted and rigged so that the climber can free fall no more than 2 feet (0.6 meters).
- No contestant may start any event with a wood pole fall-protection device on or around the pole or in their hand prior to the start, regardless of manufacturer.
- All wood pole fall-protection devices and work-positioning devices (secondary lanyards) must have ANSI or other approval tags attached. All other rules will apply to these devices (no modifications, worn / damaged etc.).
- All wood pole fall-protection devices MUST be adjusted properly either before or after time starts when the device is placed on the pole. Failure to do so will result in a 2-point infraction.
- Once a climber has reached a working position, the climber MUST check adjustment of the wood pole fall protection device again. This applies for transitioning neutral or other obstructions AND at working height for any event. Each time the climber checks adjustment, they will be required to verbalize (“checking adjustment judge”) Failure to re-check adjustment will result in a 2-point infraction.
- During ascent AND descent, BOTH hands must remain on the wood pole fall-protection device in accordance with manufacturers’ recommendations. NO alternate climbing methods are authorized. Failure to do so will result in a 2-point infraction.

Ten (10) – Point Infractions:

- Failure to have two (2) journeymen up the pole while primary gloving is preformed
- Failure to maintain proper clearance from energized conductors or parts
- Contact with energized conductor
- Failure to use hand line for raising and lowering tools and materials
- Second man starts to climb before first man is in a stationary position.
- Losing control or dropping conductor
- Working opposite phases *or* phase and neutral at the same time
- Contacting the energized mannequin on the Journeyman Hurt Man Rescue
- Going more than five (5) minutes over the mean time
- Failure to use hand line to raise and lower tools and/or material

Disqualification:

Cutout on the pole

If after going past the six-foot mark with both feet, if the climber cuts out and comes to the ground, the journeyman team or apprentice will be dis-qualified from the rodeo

Unprofessional behavior

Pushing, shoving, or hitting other team members, contestants, or judges. Swearing or threatening other team members, contestants, or judges, throwing tools or materials in anger or disgust before, during, or after the events.

Practicing on the Rodeo field prior to the Rodeo

No one is permitted to practice on any of the event structures at the rodeo grounds prior to the rodeo event.

On rodeo day participants may warm up prior to events on poles not being used for events.

Intentional sabotage or tampering with materials, tools, or equipment on the Rodeo yard.

Anyone tampering with or seeking to hamper the use of tools to be used by following participants will be disqualified.

Unapproved use of alternates or changing status of team members during the events

(See Master Judge for approved use of alternates or change in team status during Rodeo.)

Switching out team members without going through proper substitution procedures will result in disqualification.

Protests need to be by team only (No help from spectators or others.)

Protests from those other than the team will result in the team being disqualified.

All protests must be made to the Chief Judge of the event before the team or apprentice leaves the event.

Modifying rubber gloves in any way

No holes, notches, cuts, or slashes in any part of rubber gloves.

Climbing Infractions

At each climbing event for apprentices or journeyman, a ring will be painted around the pole at the six-foot mark. If after both feet pass above the six-foot mark, the climber cuts out and comes to the ground, the journeyman team or apprentice will be dis-qualified from the rodeo. If after transitioning past the neutral the climber cuts out and falls to the neutral, then there will be a 10-point deduction. If the contestant falls from the pole at the beginning of the climb below the ring, 6 feet or less, this will result in a 10-point deduction. Any other cutout or slip will be scored as a 2-point deduction.

If a contestant breaks an association rule, or the law, or have other inappropriate behavior, either on or off the field of competition (example: destroying or damaging property at host hotels), they will be barred/disqualified from participating in the rodeo and all rodeo events and any awards that the team may have received will be returned to the Mile High Lineman's Rodeo for redistribution to the appropriate winners.

Electric Job Briefing Form

Person Leading Job Briefing _____ Date: _____

Recloser/Feeder # _____ Time Set: _____ Time Released: _____

Specific Work Task & Locations:

1. _____ / _____ 2. _____ / _____

3. _____ / _____ 4. _____ / _____

Every Employee Has Stop Work Responsibility!

Yes No

Are all Personnel assigned to this job present for Briefing?		
Does everyone understand the Work Procedures involved?		
Have the Potential Hazards been discussed?		
Have all crew members been asked for comments or questions?		

List any safety concerns of crew members? _____

How were concerns addressed? (If any) _____

Potential Hazards (check all that apply & discuss):

- | | | |
|--|--|---|
| <input type="checkbox"/> Lifting or Moving Heavy Loads | <input type="checkbox"/> Traffic Hazards | <input type="checkbox"/> Excavation Hazards |
| <input type="checkbox"/> Tested Dead & Grounded | <input type="checkbox"/> Traffic Control Mitigation | <input type="checkbox"/> Equipment Conditions |
| <input type="checkbox"/> Bucket Boom/DOT Inspection | <input type="checkbox"/> Pinch, Crush, or Striking Hazards | <input type="checkbox"/> Confined Space |
| <input type="checkbox"/> Shoring required | <input type="checkbox"/> Extended Reach & Falling | <input type="checkbox"/> Night Work/Lighting |
| <input type="checkbox"/> Excavation Check List | <input type="checkbox"/> Situational Awareness | <input type="checkbox"/> Housekeeping |
| <input type="checkbox"/> Ergonomic Hazards | <input type="checkbox"/> Weather Conditions | <input type="checkbox"/> Walking Hazards |
| <input type="checkbox"/> Slipping / Tripping Hazards | <input type="checkbox"/> Noise Hazards | <input type="checkbox"/> Driving Conditions |

Other Hazards Identified _____

Housekeeping (Prior to, during, and after work is performed)

Check Personal Protective Equipment (PPE), or other Preventative Measures!

- | | | | |
|---|--|-------------------------------|-----------------------|
| <input type="checkbox"/> FR Clothing | <input type="checkbox"/> Job Site Warm-up/Stretching | Memory Joggers: | Excavation Check List |
| <input type="checkbox"/> Hardhat | <input type="checkbox"/> Fall Harness/Lanyard | Job/Standards Manual | Proper Egress |
| <input type="checkbox"/> Safety Glasses | <input type="checkbox"/> Hearing Protection | Appropriate Notifications | DOT Inspection |
| <input type="checkbox"/> Face Shield | <input type="checkbox"/> Rubber Gloves | Hazards from Previous Shift | Situational Awareness |
| <input type="checkbox"/> Steel Toe Boots | <input type="checkbox"/> Telephone/Radios | Additional Personnel Required | GIS/Map Overview |
| <input type="checkbox"/> Cut Resistant Gloves | <input type="checkbox"/> Rubber Cover-up Protection | Locates Current | Loads Secure |

Other PPE (Please List) _____

EMPLOYEE ACKNOWLEDGEMENT OF UNDERSTANDING
WORK SCOPE

PRINT NAME	EMPLOYEE SIGNATURE

If the Job Scope changes regroup with all involved, re-evaluate, and contact manager or supervisor as needed!

JOURNEYMAN EVENTS

Journeyman Pole Climb On 40' Pole No Mean Time

Event Description

The purpose of this event is to exhibit your skills to follow the guidelines of this event while climbing the pole safely, smoothly and professionally without breaking the egg. This is a two-man event with the climbers climbing the pole separately.

The climber will select his bucket and egg that he will carry up the pole. The egg will be placed in the bucket with nothing else in the bucket. There will be an empty bucket hanging by a drive hook at the top of the pole. The climber will properly transition the neutral while ascending the pole.

After climbing to the top of the pole the climber will sit back in their belt. The competitor will remove the empty bucket and aim it to drop in the chips, and drops it to the ground with a verbal warning. The climber will put the egg in their mouth, hang the new bucket on the drive hook and begin their descent down the pole without breaking the egg. The climber will properly transition the neutral while descending the pole carefully and smoothly.

Time will stop when the climbers first foot hits the ground. The climber must be in control at all times and there can be no hot-dogging or free fall allowed. There will be a 10-point deduction for cracking the egg.

This is the only event the climbers will not have to verbalize “checking adjustment judge” when transitioning or reaching a working position. They will still have to check adjustment; they just don’t have to verbalize it.

Event Guidelines

- Time will start at the judge’s signal (Go) with the lineman standing at arm’s length from the pole.
- Proper work gloves must be used ground to ground.
- No competitor will be allowed to start with their safety in their hand or around the pole.
- Climber will ascend the pole carefully and smoothly with the egg in the bucket.
- Climber will transition the neutral properly while ascending the pole.
- The climber will sit back in their belt, take the bucket off the drive hook and drop it in the chips below after giving verbal warning.
- Climber will then put the egg in their mouth, hang the new bucket on the drive hook, and begin to descend the pole while not breaking the egg.
- The climber will once again properly transition the neutral while descending the pole.
- Time will stop when the climbers first foot hits the ground.

- The climber will take the egg out of their mouth, show it to the judge by rolling it around on all sides until the judge is satisfied it is not cracked.

Infractions

Two Point Infractions

- Failure to wear proper gloves or safety glasses
- Dropping tools or material from pole (except bucket)
- Failure to give verbal warning when dropping materials or tools
- Not checking adjustment of fall protection device before climbing or when transitioning or reaching a working position
- Failure to keep both hands on the fall-protection device when ascending or descending pole
- Failure to follow instructions from scorebook or pre-job
- Wearing climbers or belt outside work area
- Gaff guards not used when climbers not in use
- Other (Judge's discretion)

Event Specific – (Two-point infractions)

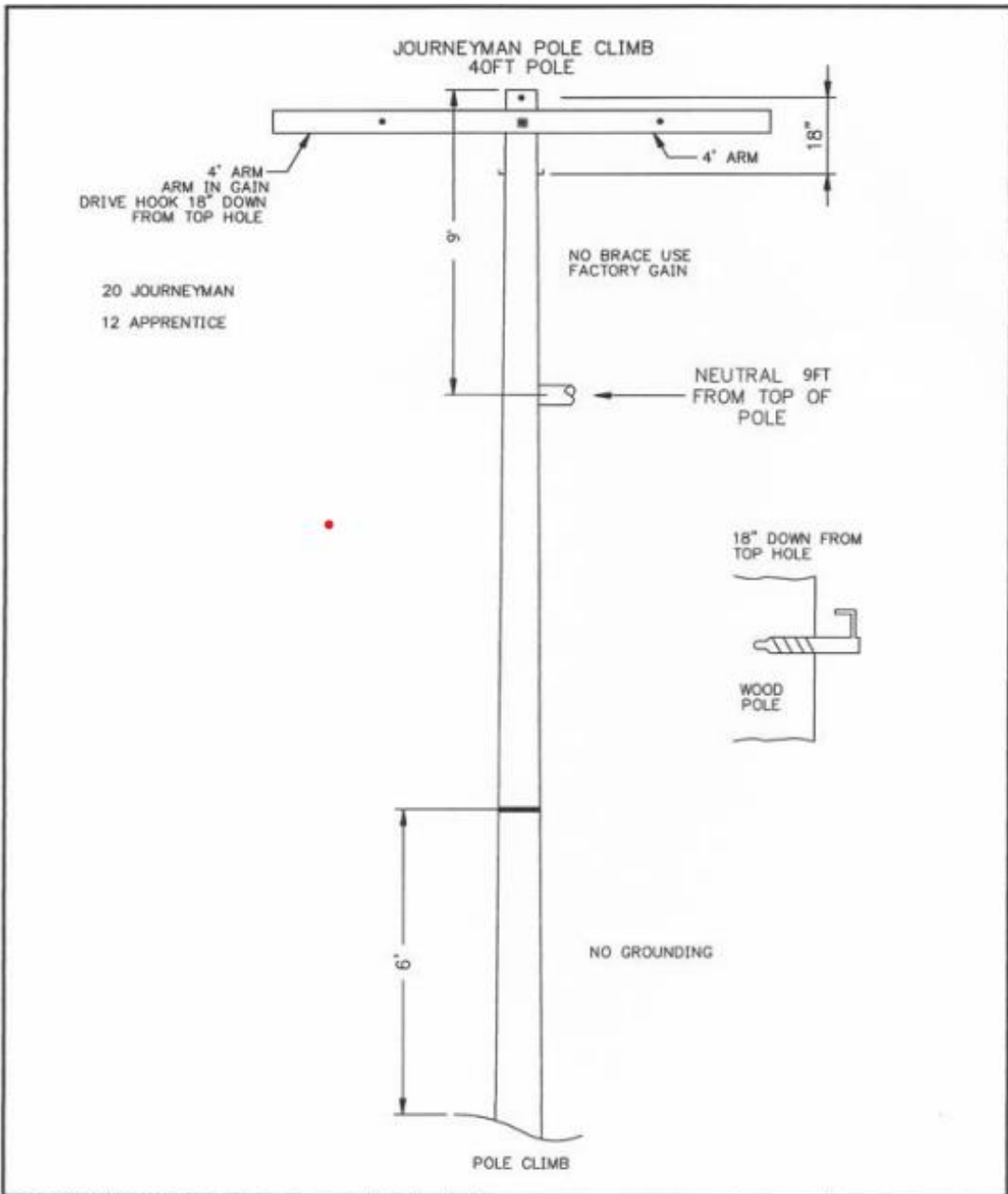
- Cutout or slip on the pole but does not fall to the ground or neutral (one gaff out of pole and out of control)
- Failure to follow proper guidelines for use of Wood Pole Fall Protection Devices. (See General Rules pages 7-8)

Ten Point Infractions

- If after transitioning above the neutral the climber cuts out and falls to the neutral
- Either climber cuts out and falls to the ground from below the 6-foot mark.
- Failure to properly restore event to the judges' satisfaction
- Cracking or denting the egg while ascending and descending the pole.

Disqualification

- If after both feet pass above the six-foot mark on the pole, the climber cuts out and comes to the ground, the Journeyman Team will be dis-qualified from the rodeo.



7	03/04/20	REVISED PER JUSTIN SWEZEY		SDR								
6	05/20/08	REVISED TO DATE		MKB								
5	04/20/05	REVISED TO DATE		AFJ	AFJ	AFJ						
4	08/03/04	REVISED TO DATE		AFJ	AFJ	AFJ						
REV.	REV. DATE	REVISION & JOB NO.		BY	CHK.	APP.						
DRAWN	DATE	DRAFT. CK.	DATE	ENGR. CK.	DATE	APPROVED	DATE	SCALE	JOB NO.	DWG. NO.		
AFJ	08/12/99	AFJ	10/01/99			AFJ	10/01/99			RODE0024		

Journeyman Hurt Man Rescue – Simulated Hot on 40' Pole Mean Time - 4 Minutes

Event Description

This event simulates that a man has been injured while working to change out a faulty disconnect. This event will require class 2 rubber gloves ground to ground.

This will be a three-person team event with all three contestants participating at the same time and at the same station. Both climbers will climb the pole to assist with the rescue. One climber will set up and operate the OX Block, while the second climber will work at the mannequin. Three half-hitches must be tied under the arms of the mannequin prior to lowering him to the ground.

Prior to start of the event, each team will have five minutes to ask questions and adjust belts. The event judge will position the handline the same way for each team. Prior to the start of the event, the handline nor the extendo stick can be adjusted and contestants must use the handline provided.

A shotgun stick will be locked in the eye of the line side jumper hot line clamp. The fuse barrel will be in the closed position. The line side and load side jumper will be connected to the primary indicating that it is still energized. An extendo stick will be laying on the tarp.

The groundman will utilize the extendo to open the switch, and before the mannequin's feet makes initial contact with the ground, the groundman will pull the mannequin by its feet to lay gently on its back within the 10' work circle. The entire mannequin must be in the circle when time stops.

The linemen's belts and hooks will be placed inside the 10' circle simulating typical backlot procedures. Hooks and belts can be laid out in any sequence. Safeties shall have all double locking hooks snapped into a "D" ring. Hooks or climbers may have gaff guards off while in the circle only. Rubber gloves shall be cuff down in their bag with at least one snap fastened. Climbers and belt may not be put on until time starts.

Three half hitches is the only acceptable knot. The lineman on the pole must call out "Headache" loudly if any item is dropped. The "rope" on the Buckingham Super Squeeze Rescue belt is the only item to be cut. There will be a 10-point deduction for cutting the belt in the wrong place.

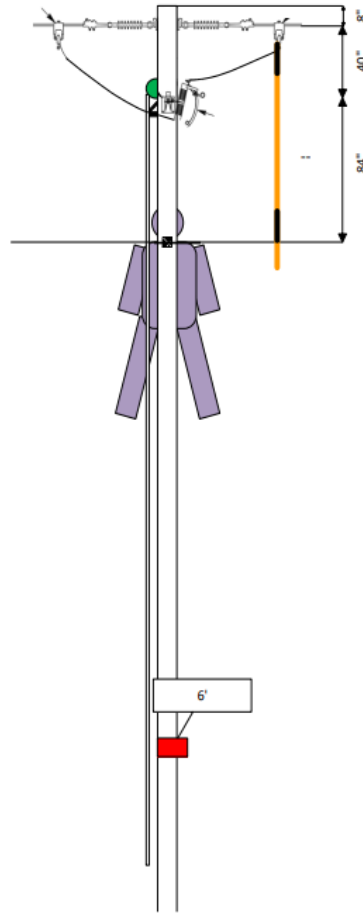
Buckingham will supply the Ox Block Handline kit (50061A-4/80-Ox Block 80' Handline Kit) The rescue mannequin will be equipped with the Buckingham Super Squeeze (Buckingham 488PR-Rescue Super Squeeze) (see page 26 from the General Rules for pictures)

The OX Block must be used by engaging the friction bar with a minimum two wraps / three clicks on the friction bar gate. Contacting the pole is acceptable but the mannequin will be lowered in a smooth and controlled descent to prevent hanging up on material. Time is over when the mannequin is on the ground and the groundman is on his knees and touches the mannequin's chest to prep for CPR. The contestants will assist in hanging the mannequin for the next team.

Event Guidelines

- Time starts when judge says “Go” while the team is outside the 10’ work circle
- Journeymen may only put their climbers and belt on in the work circle after time starts.
- Proper rubber gloves must be used ground to ground.
- One contestant will be the initial responder verbally stating to the judge that an “Emergency Call has been made and Emergency Responders are on the way”
- The groundman will retrieve the extendo stick from the tarp and open the cutout using the ring in the barrel. After opening, the stick will be retracted and positioned back on the tarp.
- After the disconnect is opened and the extendo is no longer in contact with the barrel, the line and load jumpers/stingers will be removed by one or both climbers utilizing the shotgun stick from below the neutral.
- Both climbers will have to be on the pole and in position for the rescue.
- One climber will ascend above the mannequin to set up and operate the OX Block with two wraps/ three clicks on the friction bar before cutting the safety of the mannequin.
- The second climber while on the pole, will tie three half-hitches under the mannequin’s arms prior to lowering the mannequin.
- The mannequin shall be lowered in a smooth and controlled manner to the ground.
- Mannequin contacting the pole is acceptable.
- Before the mannequin’s feet makes initial contact with the ground, the groundman will pull the mannequin’s feet to lay gently on its back within the 10’ work circle. Points will be deducted for allowing the mannequin to hit the ground too hard or the groundman not assisting the mannequin to the ground on its back. The mannequin must be completely in the circle before time stops.
- Time is over when the mannequin is on the ground and the groundman is on both their knees and touches the mannequin’s chest to prep for CPR (groundman shall be kneeled down on both knees next to the mannequin’s chest so that CPR could actually be done).
- The knots and or handline SHALL NOT be adjusted by the groundman (only incidental contact is allowed).
- Judges will use a 3” PVC conduit between the rope and the mannequin to evaluate the looseness of the knot.
- Points will not be deducted for a “too tight knot” only for a “too loose knot”.
- Although the time has stopped the team will continue to be judged until the event is restored. Proper work practices must be used while restoring the event such as: both climbers must be belted below the neutral when replacing the jumpers, groundman must properly use the ring on the barrel to close switch, retract the stick and place back on the tarp, and the team has verified their score before exiting the event.)
- One or both climbers will remain on the pole to assist with restoring the event for the next competitors
- Exceeding 4 minutes to complete the event will result in a two-point deduction

The diagram below is an example only. The construction at the grounds will be built similar but may differ as the ground conditions dictate.



Journeyman Hurt Man Rescue: 40' Class 3 poles will be framed as follows:

- Single phase primary Double Dead End in the 8" hole from the top of the pole.
- Closed disconnect on a switch bracket located 40" from the Dead-End Bells on the same side of the pole as the neutral.
- A shotgun stick will be locked in the eye of the line side hot line clamp.
- The OX block hand line is hung on the backside of the switch bracket on the opposite side of the pole as the neutral and the OX block must remain there during rescue.
- Neutral conductor will be located 84" below switch bracket.
- Mannequin will be hung just above the neutral bolt on the opposite side of the pole as the neutral.
- There will be a mark on the pole 6' above the ground level for climbing purposes.

Infractions

Two Point Infractions

- Failure to wear proper gloves or safety glasses
- Dropping tools or material from pole
- Failure to give verbal warning when dropping materials or tools
- Failure to follow instructions from scorebook or pre-job
- Not checking adjustment of fall protection device before climbing or when transitioning or reaching a working position
- Failure to keep both hands on the fall-protection device when ascending or descending pole
- Wearing climbers or belt outside work area
- Gaff guards not used when climbers are not in use
- Improper storage of rubber gloves (must be cuff down in bag when not in use)
- Exceeding mean time (4 minutes)
- Other (Judge's discretion)

Event Specific – (Two-point infractions)

- Cutout or slip on the pole but does not fall to the ground or neutral (one gaff out of pole and out of control)
- Climber begins to ascend the pole while the stick is still in contact with the barrel
- Groundman adjusting knots/rope
- Failure to make two wraps / three clicks on the friction bar of the Ox Block before cutting safety.
- Feet of the mannequin makes initial contact with the ground
- Failure for the groundman to get into position (kneeling on both knees beside the victim) to prepare to give CPR
- Failure to place the stick finger in the ring of the fuse barrel when opening or closing
- Failure to have all fall restraint buckles buckled and all safeties clipped in D-rings at start of event
- Failure to tie three half hitches properly while on the pole
- Failure to report that Emergency call has been made and Emergency Responders are on the way
- Failure to have the mannequin completely in the circle when time stops.
- Failure to follow proper guidelines for use of Wood Pole Fall Protection Devices. (See General Rules pages 7-8)

Ten Point Infractions

- If after transitioning past the neutral the climber cuts out and falls to the neutral, or either climber cuts out and falls to the ground from below the 6-foot mark
- Contact with the pole with any body part other than the rubber gloved hand prior to opening switch barrel
- Contact with un-grounded and un-covered conductor (other than rubber gloved hand)
- Failure to properly restore event to the judges' satisfaction

Disqualification

- If after both feet pass above the six-foot mark on the pole, the climber cuts out and comes to the ground, the Journeyman Team will be dis-qualified from the rodeo.

APPRENTICE EVENTS

Apprentice Pole Climb On 40' Pole Mean Time: 5 minutes

Event Description

The purpose of this event is to exhibit your skills to follow the guidelines of this event while climbing the pole safely, smoothly and professionally without breaking the egg.

The climber will select their bucket and egg that they will carry up the pole with the bucket strap in their mouth. There will be nothing else in the bucket but the egg. There will be an empty bucket hanging by a drive hook at the top of the pole.

The climber will ascend the pole and properly transition the neutral. After climbing to the top of the pole the climber will sit back in their belt. The competitor will remove the empty bucket and aim it to drop in the chips, and drops it to the ground with a verbal warning. The climber will put the egg in their mouth, hang the new bucket on the drive hook and begin their descent down the pole without breaking the egg. The climber will properly transition the neutral while descending the pole carefully and smoothly.

Time will stop when the climbers first foot hits the ground. The climber must be in control at all times and there can be no hot-dogging or free fall allowed. There will be a 10-point deduction for cracking the egg.

This is the only event the climbers will not have to verbalize “checking adjustment judge” when transitioning or reaching a working position. They will still have to check adjustment; they just don’t have to verbalize it.

Event Guidelines

- Time will start at the judge’s signal (Go) with the Apprentice standing at arm’s length from the pole.
- Proper work gloves must be used ground to ground.
- No competitor will be allowed to start with their safety in their hand or around the pole.
- Climber will ascend the pole carefully and smoothly with the egg in the bucket.
- Climber will transition the neutral properly while ascending the pole.
- After transitioning over the neutral, the climber will continue their climb to the top of the pole.
- The climber will sit back in their belt, take the bucket off the drive hook and drop it in the chips below with a verbal warning.
- Climber will then put the egg in their mouth, hang the new bucket on the drive hook, and begin to descend the pole while not breaking the egg.
- The climber will once again properly transition the neutral while descending the pole.
- Time will stop when the climbers first foot hits the ground.

- The climber will take the egg out of their mouth, show it to the judge by rolling it around on all sides until the judge is satisfied it is not cracked.

Infractions

Two Point Infractions

- Failure to wear proper gloves or safety glasses
- Dropping tools or material from pole (except bucket)
- Failure to give verbal warning when dropping materials or tools
- Not checking adjustment of fall protection device before climbing or when transitioning or reaching a working position
- Failure to keep both hands on the fall-protection device when ascending or descending pole
- Failure to follow instructions from scorebook or pre-job
- Wearing climbers or belt outside work area
- Gaff guards not used when climbers not in use
- Other (Judge's discretion)

Event Specific – (Two-point infractions)

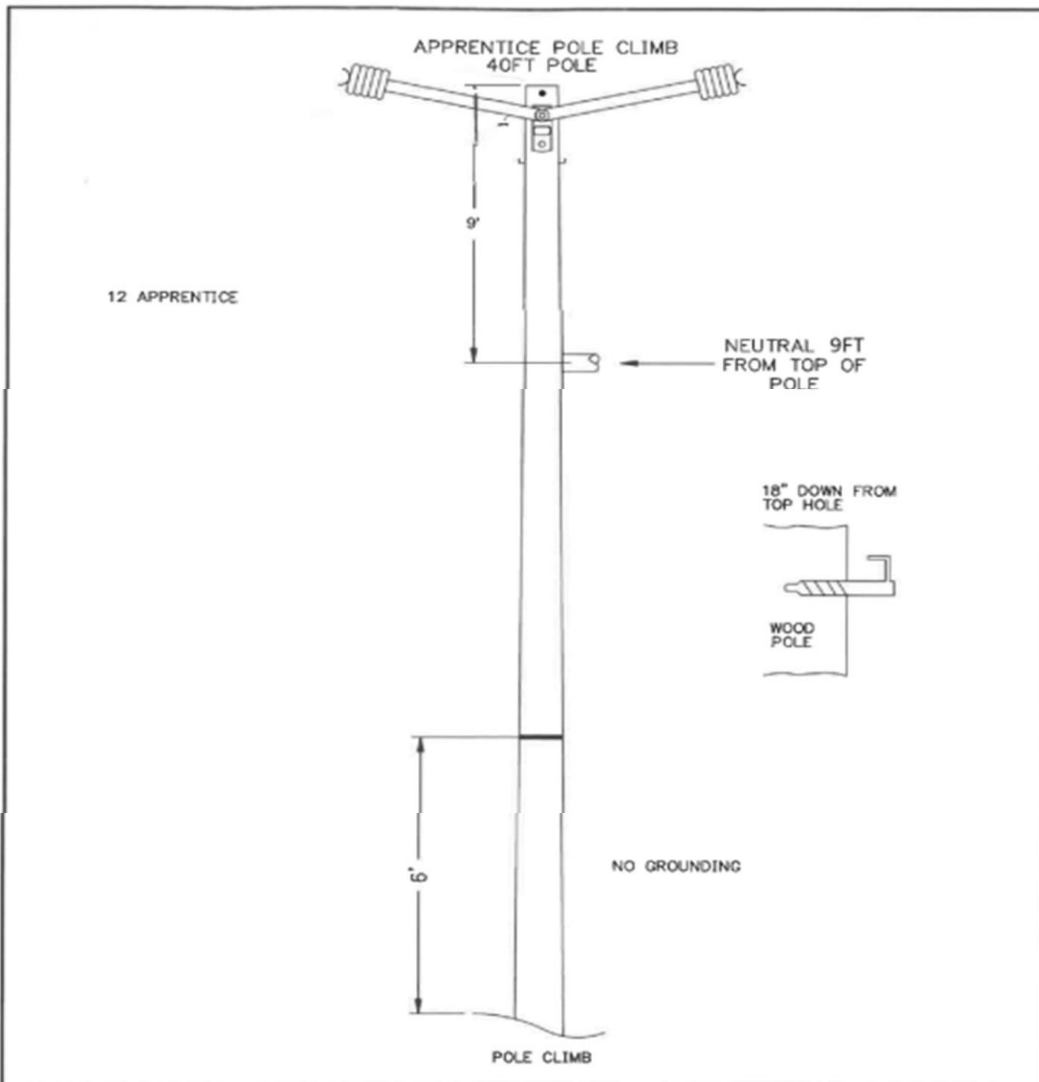
- Cutout or slip on the pole but does not fall to the ground or neutral (one gaff out of pole and out of control)
- Failure to follow proper guidelines for use of Wood Pole Fall Protection Devices. (See General Rules pages 7-8)

Ten Point Infractions

- If after transitioning above the neutral the climber cuts out and falls to the neutral
- Climber cuts out and falls to the ground from below the 6-foot mark.
- Failure to properly restore event to the judges' satisfaction
- Cracking or denting the egg while ascending and descending the pole.

Disqualification

- If after both feet pass above the six-foot mark on the pole, the climber cuts out and comes to the ground, the Apprentice will be dis-qualified from the rodeo



SHEET FROM: ATAGL004
 FILE NAME: E06002C.DWG LAST EDITED: 3/4/2008 10:30 AM
 USER NAME: KEMPEN, BRIAN SOFTWARE: AUTOCAD VERSION: 2018

7	03/04/20	REVISED PER JUSTIN SWEZEY	BOK			EXHIBIT MISCELLANEOUS JOURNEYMAN POLE CLIMB 2008 SKETCH	KANSAS CITY POWER & LIGHT COMPANY			
6	05/20/08	REVISED TO DATE	MKB							
5	04/20/05	REVISED TO DATE	AFJ	AFJ	AFJ					
4	06/03/04	REVISED TO DATE	AFJ	AFJ	AFJ					
REV.	REV. DATE	REVISION & JOB NO.	BY	CHK.	APP.					
DRAWN	DATE	DRAFT. CHK.	DATE	ENGR. CHK.	DATE	APPROVED	DATE	SCALE	JOB NO.	DWG. NO.
AFJ	06/12/99	AFJ	10/01/99			AFJ	10/01/99			RDECO024

Apprentice Hurt Man Rescue

Mean Time - 4 Minutes

Event Description

Time starts at the judge's signal with the apprentice standing at an arm's length from the pole wearing proper work gloves. The apprentice's belt and hooks will be lying on the ground beside him, safety strap snapped into D-rings and belt unbuckled. No belt will be allowed to be placed on or around the pole. The climber may only put their belt on and climb on in the work circle after time starts.

Looking at the pole from the cross-arm side, the hand line will be hung on the right side of the arm by the Becky, just 5" beyond the cross-arm brace. Hand line may not be adjusted before performing the rescue. The neutral will be double deadended approximately 9' from the top of the pole. The hurt man will hang in the center of the pole on the cross-arm side, with both ends of the Buckingham Rescue Super Squeeze safety rope through the braces. This will simulate an injury to a righthanded man, wearing a fall arrest belt.

The apprentice must properly use the Buckingham Ox Block and attached handline to lower the mannequin.

The apprentice must take a minimum of two wraps / 3 clicks around the friction bar of the ox-block. Failure to take two wraps on the friction bar in the apprentice hurt man rescue will result in a two-point deduction. The apprentice will not be allowed to throw the handline over the cross arm to lower the manikin. The rescue mannequin will be equipped with the Buckingham Super Squeeze (Buckingham 488PR-Rescue Super Squeeze) (see page 26 from the General Rules for pictures)

With the climber on the pole, the mannequin should be tied under the arms with three half hitches. (Eye splice should not be used as part of hitches.) The half hitch is the only acceptable knot.

Be sure to call out "Headache" or similar warning loudly if you drop any part of the Ox Block handline such as the hook or snap. The handline hook or snap must land in the circle of wood chips at the base of the pole.

You must cut the Buckingham Super Squeeze rope. There will be a 10-point deduction for cutting the Super Squeeze belt. The mannequin should be moved smoothly to the ground, without contacting the pole and not hitting the ground too hard.

The skinning knife must be either folded or properly sheathed after use before lowering the mannequin. There will be a 2- point deduction if not properly stored.

The Mannequin will be let down in a very controlled manner. The Apprentice will stop descent of the Mannequin as soon as the feet touch the ground. Time will stop and the judge will tell the Apprentice when to continue letting the Mannequin the rest of the way down.

Exceeding 4 minutes to complete the event will result in a two-point deduction

Event Guidelines

- Time starts at the judge's signal (Go) with the apprentice standing at an arm's length from the pole wearing proper work gloves.
- Climber will transition the neutral properly while ascending the pole.
- Climber will separate the handline and drop one end of the line after giving verbal warning. The handline hook or snap must land in the circle of wood chips at the base of the pole when dropped.
- Once the apprentice is on the pole, the mannequin should be tied under the arms with three half hitches. (Eye splice should not be used as part of hitches.) The half hitch is the only acceptable knot.
- The apprentice must take a minimum of two wraps / three clicks around the friction bar of the ox-block. Failure to take two wraps on the friction bar in the apprentice hurt man rescue will result in a two-point deduction.
- Climber must cut the Buckingham Super Squeeze rope. There will be a 10-point deduction for cutting the Super Squeeze belt. The mannequin should be moved smoothly to the ground.
- The skinning knife must be either folded or properly sheathed after use before lowering the mannequin. There will be a 2-point deduction if not properly stored.
- Time is over when the mannequins' feet touch the ground.
- There will be a two-point deduction if the mannequin is not stopped as soon as the feet touch the ground.
- The judge will tell the Apprentice when to continue lowering the mannequin to the ground.
- Mannequin's initial contact with ground must be within the work circle.
- The climber will once again properly transition the neutral while descending the pole.
- Climber will continue descending the pole all the way to the ground.
- Exceeding 4 minutes to complete the event will result in a two-point deduction.
- Judges use a 3" PVC conduit between the rope and mannequin, to evaluate the rope knot. Points will not be deducted for a "too tight knot" but points will be deducted for a "too loose knot".
- Although time has stopped, climber will continue to be judged until the event is restored. Climber will assist in rehanging the mannequin.

Infractions

Two Point Infractions

- Failure to wear proper gloves or safety glasses
- Dropping tools or material from pole
- Failure to give verbal warning when dropping materials or tools
- Not checking adjustment of fall protection device before climbing, transitioning or reaching a working position
- Failure to keep both hands on the fall-protection device when ascending or descending pole Failure to follow instructions from scorebook or pre-job
- Wearing climbers or belt outside work area
- Gaff guards not used when climbers are outside the circle
- Placing tools or material in the mouth
- Hanging tools/material on structure, conductor or safety strap
- Exceeding mean time (4 minutes)
- Other (Judge's discretion)

Event Specific – (Two-point infractions)

- Failure to take 2 wraps / 3 clicks on the friction bar before cutting belt
- Cutout or slip on the pole but does not fall to the ground or neutral (one gaff out of pole and out of control)
- Failure to let the mannequin in a controlled manner
- Failure to stop the mannequin when the feet touch the ground
- Failure to have all fall restraint buckles buckled and all safeties clipped in D-rings with tools on the ground at start of event
- Failure to tie three half hitches properly while on the pole
- Failure to properly store skinning knife after use of cutting Super Squeeze rope
- Failure to follow proper guidelines for use of Wood Pole Fall Protection Devices. (See General Rules pages 7-8)

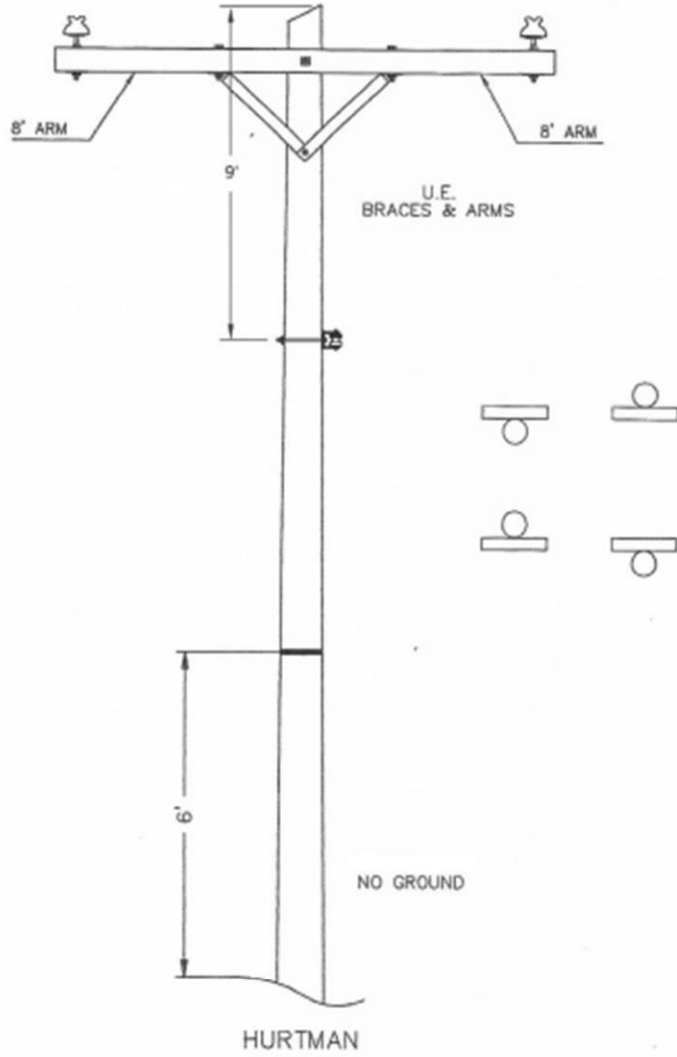
Ten Point Infractions

- Climber cuts out and falls to the ground from below the 6-foot mark.
- If after transitioning above the neutral the climber cuts out and falls to the neutral
- Contact with un-covered conductor (other than gloved hand)
- Failure to properly restore event to the judges' satisfaction

Disqualification

- If after both feet pass above the six-foot mark on the pole, the climber cuts out and comes to the ground, the Apprentice will be dis-qualified from the rodeo

HURTMAN RESCUE
APPRENTICE EVENT



Sheet name: A1A3L001 Size: B.5 X 1
 FILE NAME: E008028.DWG LAST EDITED: 3/4/2020 10:29 AM
 USER NAME: KEMPER, BRIAN SOFTWARE: AUTOCAD VERSION: 2018

5	03/04/20	REVISED PER JUSTIN SWEZEY	BOK			EXHIBIT MISCELLANEOUS HURTMAN RESCUE SKETCH	KANSAS CITY POWER & LIGHT COMPANY			
4	05/20/08	REVISED TO DATE	MKB							
3	04/20/05	REVISED TO DATE	AFJ	AFJ	AFJ					
2	08/02/04	REVISED TO DATE	AFJ	AFJ	AFJ					
REV.	REV. DATE	REVISION & JOB NO.	BY	CHK.	APP.					
DRAWN	DATE	DRAFT. CK.	DATE	ENGR. CK.	DATE	APPROVED	DATE	SCALE	JOB NO.	DWG. NO.
AFJ	08/12/99	AFJ	10/01/99			AFJ	10/01/99			RODE0023



Buckingham 488PR-Rescue Super Squeeze



50061A-4/80-Ox Block 80' Handline Kit